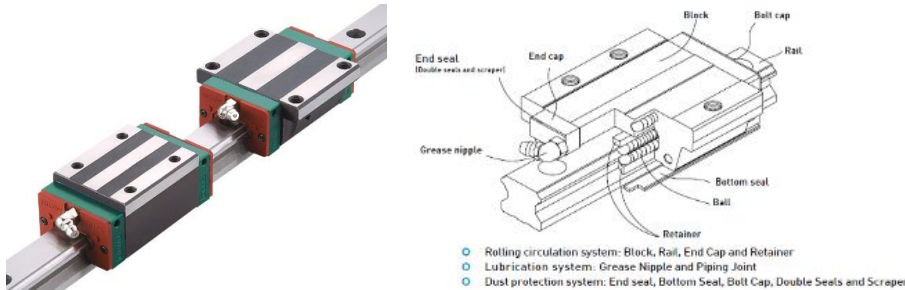


Here's what you get with a basic Windows Tablet PC Controlled RazorGage-ST

(Tower PC running Windows 8.1 Pro with 21-inch screen available at extra cost)



- Tablet PC with 10.8-inch touch screen
 - Built in Wi-Fi Networking
 - USB port
 - 2GB RAM / 32GB SSD minimum
- Windows 8.1 Professional operating system
- Double bearing block carriage for the ultimate in carriage stability on a linear rail, just as a high-end CNC Machine should be.



- Planetary gear reduction system—



- Near ZERO backlash: Major contributor to RazorGage superior accuracy and repeatability.
- Three points of contact: Three times as strong

—Available Options—

Tables include one leg per table section. 6, 8 and 10-foot sections combine for desired length




Overall table width is 21 inches. RazorGage extrusion is 3 inches deep. RazorGage would typically be mounted on left side of table in picture. Picture shows how both PVC flat surface and PVC rollers would look.

16-inch usable flat PVC table surface-- option typically used for wood materials

12-inch wide PVC or Steel rollers—option typically used for extrusions (minimal gap between rollers for safety)

Order tables to easily mount the ST to your saw. Add them to the opposite side as well.

- Order a Table Attach Bracket (TAB) for saw or Extra Leg as an option to the TAB.



TAB




Extra Leg

- 2-foot Basic Stop Extension (BSE) to reach saw blade recommended. Other options available:

BSE



Gang Stop



Bird's Mouth
Typically used on RazorGage running Stop mode on a double miter saw



- AutoList: Simple spreadsheet-like presentation of cut list to operator. Includes optimizing



- Optimizing - computer will select combination of parts that best fit available material, increasing yield
- Touch screen selection of part to be cut if desired
- Easily switch between pusher and stop modes
- Flexible sorting of parts. Operator selects material to process from list.
- Full screen parts list presentation including page up - page down scrolling
- Fully compatible with common design software package .csv cut list files
- Back fence with high-visibility ruler for opposite side table
- Rapid input of clear material lengths or random length material dimension

- 2~4" Label Printer



Perfectly complements your AutoList software

- Print any data on your label that you have downloaded
- Helps sort parts as they are made
- Helps expedite assembly with part name, cabinet number and length

- RazArray Automated sort assist available



- Works in conjunction with AutoList
- LED's Identify which bin next part goes into
- Example: Can key off Cabinet Number
- Typically ordered as multiples of 8-columns x 8-rows
- Picture at left has 8 LED's per row

- Tool Safe BMI (Basic Machine Interface) Kits available



- Sensor switch to prevent RazorGage motion if tool is not in safe position
- Can be used to automate move to next part dimension after saw cycles
- Secondary option is a solenoid valve to prevent air activation of tool if RazorGage is in motion

Starting immediately any of your saw operators can improve cut part accuracy, reduce mistakes and get more yield from your materials.