

# RazorGage RG3


## Options & Accessories

### CHOP SAW TABLE

- Height adjusts from 34.5" to 44.5"
- Works with all saw brands
- Durable powder coat finish
- Saw platform adjust to allow perfectly flat transition from table to saw



### TABLE ATTACHMENT BRACKET



- Easy to adjust height and front-to-back table position for perfect transition to the work surface and fence
- Secures table to machine to eliminate movement
- Durable finish

### TABLE OPTIONS



Table comes with one leg only

- Height adjusts from 34.5" to 44.5"
- 3 surface options;
  - ⇒ 1/4" Solid PVC Sheet
  - ⇒ PVC Rollers
  - ⇒ Steel Rollers
- Durable powder coat finish

### BASIC STOP EXTENSION (BSE)



- Allows the material Stop to be adjusted so it extends close to the blade
- Available in 2' to 6' lengths


*Picture shows 2' BSE attached to RazorGage*

### GANG STOP



- Use when pushing boards that are stacked or placed side by side
- Standard size—13" wide x 3.5" high
- Custom sizes available

### GRIPPER



- Grips material so it doesn't roll away when being pushed on a roller table
- Only works on hollow extrusions or solid material that has a "fin" like feature

### HEAVY DUTY GRIPPER



- Grips heavier material so it doesn't roll away when being pushed on a roller table
- Only works on hollow extrusions or solid material that has a "fin" like feature

### ADJUSTABLE BRACKET




- Front-to-Back adjustability for the extension arm

*Shown with "birds mouth" stop which is used for double miter saw stop applications*

### MITER STOP



Safely secures 45° mitered ends against the stop when pushing material



# RazorGage RG3

## Specifications

### Technical Details

**Accuracy:**  $\pm .004"$  over 12 feet if calibrated with a capable measuring device.

**Repeatability:** .001"

**Push Force:** 200 lb at 40 ips

**Max Speed:** 50 ips

**Power Req'd:** 120 VAC / 10 Amps

**Interface:** Hi-resolution Touchscreen with Tower PC

**Networking:** Wifi or Ethernet Operating System: Windows 10 Pro

**Length:** Available in 4-60 Foot Stroke



### Space Requirements for Tower Enclosure w/ PC Option and Tables

